


Technical Report #34

M2/f15 and M2/f9 Hexapod Data Package

D. Gallieni

July 1998





MMT CONVERSION

Doc.No. : H9-DP-AD-001
Issue : 1
Date : October 1998



Steward Observatory

**PROGRAMME : MMT CONVERSION
SECONDARY MIRRORS SUPPORT
M2/F15 and M2/F9 HEXAPOD**

CUSTOMER : Steward Observatory
The University of Arizona
Tucson - AZ 85721-0065 USA
Tel.: (520) 626-5231
Fax: (520) 621-9843

CONTRACTOR : ADS Italia s.r.l.
Corso Promessi Sposi 23/d,
23900 LECCO - ITALY
Tel.: +39-341-259231
Fax: +39-341-259235

DOCUMENT TITLE : M2/F15 and M2/F9 HEXAPOD DATA PACKAGE
Issue : 1
Date : 07/10/1998

DOCUMENT ID. : H9-DP-AD-001

DOCUMENT TYPE : DATA PACKAGE

ISSUED BY : D. Gallieni

ADS ITALIA
SISTEMI AVANZATI


Signature

07 OCT. 1998
Date



TABLE OF CONTENTS

1.	SCOPE OF THE WORK	4
2.	APPLICABLE DOCUMENTS	5
3.	HEXAPOD DESCRIPTION	6
4.	LINEAR ACTUATORS	7
4.1.	Parts and material list	7
4.2.	Assembly and Workshop Drawings	13
5.	HEXAPOD PLATFORMS	40
5.1.	Parts and material list	40
5.2.		42
	Assembly and Workshop Drawings	42
6.	COMPONENTS SELECTIONS AND MANUFACTURING DATA SHEETS	50
6.1.	Roller screw	50
6.2.	Ball Bearings	50
6.3.	DC Motor	53
6.4.	Optical Incremental Encoder	56
6.5.	LVDT and conditioning board	59
6.6.	Inductive Proximity Switch	59
6.7.	Brake	62
6.8.	Structural Parts	64
7.	ACTUATOR COMPONENTS TESTING AT MANUFACTURERS PREMISES	86
7.1.	Roller Screw	86
8.	ACTUATORS ACCEPTANCE TESTING IN AMBIENT CONDITION	103
8.1.	Test Equipment	103
8.2.	Test procedure	107



8.2.1.	Definitions	107
8.2.2.	Procedures	108
8.3.	Test results	111
8.3.1.	Actuators setting	111
8.3.2.	Results	112
8.4.	Results analysis	122
9.	DIMENSIONAL CONTROL OF HEXAPOD MECHANICAL ASSEMBLY AND COMPONENTS	123
9.1.	Linear Actuators	123
9.2.	Platforms	123
9.3.	Mechanical Assembly	128
10.	WEIGHT OF HEXAPOD MECHANICAL ASSEMBLY AND COMPONENTS	129
11.	ASSEMBLING PROCEDURE OF THE SINGLE ACTUATOR	130
11.1.	References	130
11.2.	Operative Procedures	130
12.	ASSEMBLING PROCEDURE OF THE HEXAPOD	133
12.1.	Reference	133
12.2.	Operative Instruction	133
12.3.	Actuators	133
12.4.	Lower interface ring assembly (DWG ADS 200508)	133
12.5.	Upper interface ring assembly (DWG ADS 200512)	133
12.6.	Hexapod final assembly (DWG ADS 200513)	134
13.	HANDLING, PACKING LIST	136
13.1.	Handling and transportation	136
13.2.	Packing list	137

	MMT CONVERSION	Doc.No : H9-DP-AD-001 Issue : 1 Date : Oct.1998	
--	-----------------------	---	--

1. SCOPE OF THE WORK

This document reports the informations related to the M2 Hexapod f9/f15 for the MMT upgrade.

Hexapod electromechanical parts are reported in terms of requirements fulfilment, parts and material list, assembly and workshop drawings, manufacturer's data sheets of commercial components, linear actuators testing in ambient conditions (test procedures and test results), installation and maintenance instructions and handling and transportation instructions for delivery.

	MMT CONVERSION	Doc.No : H9-DP-AD-001 Issue : 1 Date : Oct.1998	
--	-----------------------	---	--

2. APPLICABLE DOCUMENTS

- 1.1 W.Gallieni and R. Pozzi, «MMT CONVERSION - SECONDARY MIRRORS SUPPORT - M2/F15 and M2/F9 HEXAPOD DESIGN - TECHNICAL REPORT», Doc: D00001, Issue 3, January 1997;
- 1.2 Assembly drawings: 200505, 200513, 300931 and 300930.



3. HEXAPOD DESCRIPTION

The f9/f15 hexapod electromechanical parts include:

- seven (7) linear actuators (six + one spare);
- fixed and mobile platforms;
- six (6) interface supports for actuator joints fixture on the platforms.

The actuator is based by a direct drive configuration with frame-less motor and encoder on the same spindle axis.

The actuator nominal length (zero nominal stroke position) is 330 mm, measured between actuator's joints ledges.

The actuator nominal stroke is ± 10 mm from the zero position.

The max angular displacements of the flex joints is $\pm 1,0$ degree.

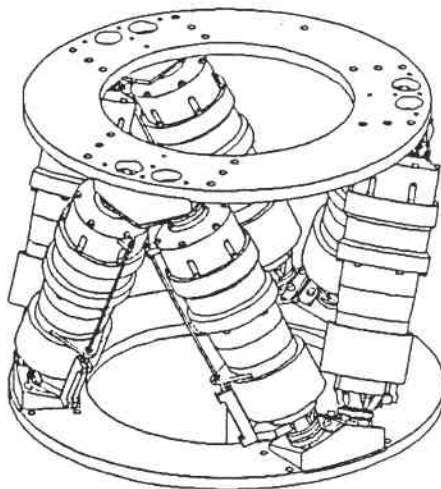
The satellite roller screw is of the re-circulating rollers type.

The motor gives 0,82 Nm continuous stall torque and 4,07 Nm peak torque.

The brake has 1,7 Nm static torque.

The incremental encoder has 3600 counts per revolution resolution, giving $0,28 \mu\text{m}$ linear resolution on the 1 mm pitch screw.

LVDT linear position sensor gains are reported in the functional test results.



	MMT CONVERSION	Doc.No : H9-DP-AD-001 Issue : 1 Date : Oct.1998	
--	-----------------------	---	--

4. **LINEAR ACTUATORS**

4.1. *Parts and material list*



MMT CONVERSION

Doc.No : H9-DP-AD-001
 Issue : 1
 Date : Oct.1998



MMT HEXAPOD M2-F15
 LINEAR ACTUATOR
 WORKSHOP LIST

ADS ITALIA S.R.L.
 SISTEMI AVANZATI
 Corso Promessi Sposi 23/d - 23900 Lecco



Parts list

Quantity	DESIGNATION	Format A	Item	MATERIAL	Piece weight (kg)	REMARKS	Mod.
1		3	01	ISI 303	0.68	Dwg. n° 300933	B
4+3	FLEXURE FOIL (4 Dx. +3 Sx.)						
1	ENCODER HOUSING	4	02	Anticorodal 9006/4 UNI	0.2	Dwg. n° 400690	B
1	ENCODER-BEARING SUPPORT	4	03	ISI 303	0.36	Dwg. n° 400691	B
1	FRAMELESS MOTOR SUPPORT	3	04	Anticorodal 9006/4 UNI	0.43	Dwg. n° 300934	A
1	BUSHING	4	05	ISI 303	0.12	Dwg. n° 400692	A
1	DISTANCE RING	4	06	ISI 303	0.025	Dwg. n° 400693	B
1	DISTANCE RING	4	07	ISI 303	0.008	Dwg. n° 400694	A
1	BRAKE-BEARINGS SUPPORT	3	08	ISI 303	1.85	Dwg. n° 300935	A
1	DISTANCE RING	4	09	ISI 303	0.015	Dwg. n° 400695	A
1	COVER	4	10	ISI 303	0.28	Dwg. n° 400696	A
1	PROXIMITY SUPPORT	3	11	Anticorodal 9006/4 UNI	0.1	Dwg. n° 300936	A
1	PROTECTION	4	12	Anticorodal 9006/4 UNI	0.045	Dwg. n° 400698	B
1	PROTECTION RING	4	13	Anticorodal 9006/4 UNI	0.035	Dwg. n° 400699	A
1	SATELLITE ROLLER SCREW SUPPORT	3	14	Anticorodal 9006/4 UNI	0.17	Dwg. n° 300937	A
Index		Number of assemblies :		7	ACTUATOR ASSEMBLY DWG N°200505		
Date		Weight for 1 ass. :		4.94	Kg.		
Name		Weight for all ass. :		34.58	Kg.		

MEDEA/CARO
 DA 3

9.9.98 OF

sheet 01 of 02
 FILE 400707/C

1) Quantity for 1 assembly 2) Quantity for execution



MMT CONVERSION

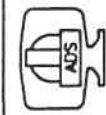
Doc.No : H9-DP-AD-001
 Issue : 1
 Date : Oct.1998



Parts list

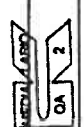
MMT HEXAPOD M2-F15
 LINEAR ACTUATOR
 COMMERCIAL LIST

ADS ITALIA S.R.L.
 SISTEMI AVANZATI
 Corso Promessi Sposi 23/d - 23900 Lecco



Quantity	DESIGNATION	Item	MATERIAL	Piece weight (kg)	REMARKS	Mod.
1						
2						
1	SATELLITE ROLLER SCREW (ROLLVIS RVR 20x1)	100	X46Cr13	~ 0.65	DWG.300939/C	
1	ENCODER (HEIDENHAIN ERO 1324)	101		0.145		
1	BALL BEARING (FAG 6000 Z15)	102		0.019		
2	SNAP RING FOR HOLES Ø26 UNI 7437	103	50 Cr V 4	0.001		
1	SELF LOCKING RING (GUK M12x1)	104	Steel R490N/mm ² Zinc plated	0.01		
3	GRUB SCREW M4x4 UNI 5923	105	INOX UNI 7323/8	0.002		
1	FRAMELESS BRUSHED MOTOR--ROTOR (INLAND)	106		1.08	Type QT-2404 "... WINDING	
1	FRAMELESS BRUSHED MOTOR--STATOR (INLAND)	107				
1	BRAKE (ELECTROID Type EFSB 15) Armature plate	108				
1	BRAKE (ELECTROID Type EFSB 15) Hub	109		0.54		
1	KEY 4x4x14 UNI 6604-A	110	Steel R590 N/mm ²	0.001	DWG.400750	
1	SELF LOCKING RING (GUK M20x1)	111	Steel R490N/mm ² Zinc plated	0.02		
2	AXIAL RADIAL BEARINGS (FAG B7004E.T.P4S.DBH)	112		0.07		
2	BELLEVILLE WASHER 25 GR 3 UNI 8737-B	113	50 Cr V 4	0.001		
Index			Number of assemblies :	6		
Date			Weight for 1 ass. :	4.15	Kg.	
Nome			Weight for all ass. :	24.9	Kg.	

9998 57
 sheet 01 of 03
 FILE 400707/C



1) Quantity for 1 assembly 2) Quantity for execution



MMT CONVERSION

Doc.No : H9-DP-AD-001
 Issue : 1
 Date : Oct.1998



Parts list

MMT HEXAPOD M2-F15
 LINEAR ACTUATOR
 COMMERCIAL LIST

ADS ITALIA S.R.L.
 SISTEMI AVANZATI
 Corso Promessi Spesi 23/d - 23900 Lecco



Quantity	DESIGNATION	Item	MATERIAL	Piece weight (kg)	REMARKS	Mod.
1	SELF LOCKING RING (GUK M10x0.75)	114	Steel R490N/mm ² Zinc plated	0.008		
1	LYDT Unit (SCHAEVITZ Type 500 MHR-Miniature)	115	ANSI 400 (Housing)	0.019		
2	PROXIMITY (BAUMER Type IFR 05.26.35/L)	116	ANSI 303 (Housing)	0.02		
20	SCREW M4x15 UNI 5931	117	INOX UNI 7323/B	0.018		
2	NUT M3 ISO 4032	118	INOX ISO 3506	0.015		
2	WASHER 3.2x7x0.5 UNI 6592	119	INOX UNI 7323/B	0.005		
6	SCREW M4x20 UNI 5931	120	INOX UNI 7323/B	0.020		
4	SCREW M3x40 UNI 7688	121	INOX UNI 7323/B	0.020		
6	SCREW M4x25 UNI 5931	122	INOX UNI 7323/B	0.025		
14	SCREW M5x12 UNI 5931	123	INOX UNI 7323/B	0.025		
8	SCREW M2.5x5 UNI 7688	124	INOX UNI 7323/B	0.005		
4	NUT M5 ISO 4032	125	INOX ISO 3506	0.020		
4	WASHER 5.3x8.5x1 UNI 6592	126	INOX UNI 7323/B	0.008		
2	SCREW M4x8 UNI 6107	127	INOX UNI 7323/B	0.001		

Index		Number of assemblies :	6
Date		Weight for 1 ass. :	4.15 Kg.
Name		Weight for all ass. :	24.9 Kg.

9998 *u*

sheet 07 of 03
 FILE 400707/C